


TEST REPORT



Applicant	Particle Industries, Inc
Address	325 9th St, San Francisco, CA 94103 USA, 415-319-1553

Manufacturer or Supplier	Particle Industries, Inc	
Address	325 9th St, San Francisco, CA 94103 USA, 415-319-1553	
Product	Tracker One LTE CAT1/3G/2G	
Brand Name	Particle	
Model	ONE523M	
Additional Models & Model Difference	ONE524M, ONE523M-NB, ONE524M-NB, see section 1.1 note	
Date of tests	Aug. 18, 2020 ~ Sep. 10, 2020	

The submitted sample of the above equipment has been tested according to the requirements of the following standard:

- EN IEC 62311:2020
- EN 50665:2017

CONCLUSION: The submitted sample was found to COMPLY with the test requirement

Tested by Lucas Chen Project Engineer / EMC Department	Approved by Glyn He Assistant Manager / EMC Department
	
Date: Sep. 02, 2022	

This report is governed by, and incorporates by reference, the Conditions of Testing as posted at the date of issuance of this report at <http://www.bureauveritas.com/home/about-us/our-business/cps/about-us/terms-conditions/> and is intended for your exclusive use. Any copying or replication of this report to or for any other person or entity, or use of our name or trademark, is permitted only with our prior written permission. This report sets forth our findings solely with respect to the test samples identified herein. The results set forth in this report are not indicative or representative of the quality or characteristics of the lot from which a test sample was taken or any similar or identical product unless specifically and expressly noted. Our report includes all of the tests requested by you and the results thereof based upon the information that you provided to us. Measurement uncertainty is only provided upon request for accredited tests. Statements of conformity are based on simple acceptance criteria without taking measurement uncertainty into account, unless otherwise requested in writing. You have 60 days from date of issuance of this report to notify us of any material error or omission caused by our negligence or if you require measurement uncertainty; provided, however, that such notice shall be in writing and shall specifically address the issue you wish to raise. A failure to raise such issue within the prescribed time shall constitute your unqualified acceptance of the completeness of this report, the tests conducted and the correctness of the report contents.



Test Report No.: SE2208WDG0101-1

TABLE OF CONTENTS

TEST REPORT	1
RELEASE CONTROL RECORD	3
1. GENERAL INFORMATION	4
1.1 GENERAL DESCRIPTION OF EUT	4
2. RF EXPOSURE MEASUREMENT	4
2.1 INTRODUCTION	5
2.2 LIMIT	5
2.3 CLASSIFICATION OF THE ASSESSMENT METHODS	5
2.4 TEST RESULTS	6



Test Report No.: SE2208WDG0101-1

RELEASE CONTROL RECORD

ISSUE NO.	REASON FOR CHANGE	DATE ISSUED
SE2008WDG0083-1	Original release	Dec. 21, 2020
SE2208WDG0101-1	Based on the original report SE2008WDG0083-1 changed the address about the applicant and manufacturer, updated standard version, but it doesn't need to be retested.	Sep. 02, 2022

1. GENERAL INFORMATION

1.1 GENERAL DESCRIPTION OF EUT

PRODUCT	Tracker One LTE CAT1/3G/2G
MODEL NO.	ONE523M
ADDITIONAL MODELS	ONE524M, ONE523M-NB, ONE524M-NB
NOMINAL VOLTAGE	Ll+ pin: DC+3.6v--4.2V or Vusb PIN: DC+4.5V--5.5V or Vin PIN: DC 6V--30V
OPERATING TEMPERATURE RANGE	-10 ~ +60°C
MODULATION TECHNOLOGY	DSSS, OFDM,
MODULATION TYPE	CCK, DQPSK, DBPSK for DSSS 64QAM, 16QAM, QPSK, BPSK for OFDM
OPERATING FREQUENCY	2412MHz -2472MHz for 11b/g/n(HT20) 2422MHz -2462MHz for 11n(HT40)
EIRP POWER	18.75dBm
ANTENNA TYPE	FPCB Antenna, 1.71dBi Gain

NOTES:

- For a more detailed features description, please refer to the manufacturer's specifications or the user's manual.
- For the test results, the EUT had been tested with all conditions, but only the worst case was shown in test report.
- Please refer to the EUT photo document (Reference No.:2208WDG0101) for detailed product photo.
- Additional models ONE524M, ONE523M-NB, ONE524M-NB are identical with the test model ONE523M except the model number for marketing purpose.
- The EUT has two version: V1.0 and V1.1, the V1.1 version sample based on V1.0 version sample added GPIO isolation and LDO, the difference test in CE2208WDG0101 report.
- The EUT have SISO function, provides 1 completed transmitter and 1 receiver.

MODULATION MODE	TX FUNCTION
802.11b	1TX/1RX
802.11g	1TX/1RX
802.11n (HT20)	1TX/1RX
802.11n (HT40)	1TX/1RX

2. RF EXPOSURE MEASUREMENT

2.1 INTRODUCTION

This International Standard applies to electronic and electrical equipment for which no dedicated product- or product family standard regarding human exposure to electromagnetic fields applies.

The frequency range covered is 0 Hz to 300 GHz.

The object of this generic standard is to provide assessment methods and criteria to evaluate such equipment against basic restrictions or reference levels on exposure of the general public related to electric, magnetic and electromagnetic fields and induced and contact current.

2.2 LIMIT

According to EN 62311: 2020, the criteria listed in the following table shall be used to evaluate the environmental impact of human exposure to radio-frequency (RF) radiation as specified 1999/519/EC.

FREQUENCY RANGE (GHz)	E-FIELD STRENGTH (V/m)
2 ~ 300	61

2.3 CLASSIFICATION OF THE ASSESSMENT METHODS

The antenna of the product, under normal use condition is at least 20 cm away from the body of the user. Warning statement to the user for keeping at least 20cm separation distance and the prohibition of operating to a person has been printed on the WLAN easy install sheet. So, this product under normal use is located on electromagnetic far field between the human body.

Far Field Calculation Formula

$$E = \eta_0 H = \frac{\sqrt{30PG(\theta, \phi)}}{r}$$

G = antenna gain relative to an isotropic antenna
 θ, ϕ = elevation and azimuth angles to point of investigation
 r = distance from observation point to the antenna
 η_0 = Characteristic impedance of free space



**BUREAU
VERITAS**

Test Report No.: SE2208WDG0101-1

2.4 TEST RESULTS

CALCULATION FOR MAXIMUM E.I.R.P.

Output Power E.I.R.P. (dBm)	Output Power E.I.R.P. (mW)	E-Field Strength (V/m)	E-Field Strength Limit (V/m)	PASS / FAIL
18.75	74.989	7.499	61.00	PASS